



**Raising Children With More Than One language**

*Dr Susanne Döpke*  
*Consultant in Bilingualism*  
*Speech Pathologist*

---

<http://www.bilingualoptions.com.au>  
Email: [susanne@bilingualoptions.com.au](mailto:susanne@bilingualoptions.com.au)  
Phone: 9439 4148 Mobile: 0409 977 037

---

---

---


---

---

---

---


---



**Outline of Talk**

---

1. Benefits of bilingualism
2. What does bilingualism not do
3. Typical set-ups for raising children bilingually
4. More than 2 languages?
5. Realistic assessment of the situation
6. How to create an environment in which your child learns the LOTE successfully?
7. Everyday strategies which help your child to learn your home language
8. School age strategies
9. Support
10. Audience questions and comments



2

---

---

---


---

---

---

---

---



**1. Benefits of bilingualism**

---

■	bilingualism is normal
■■	2 languages = 2 registers
■■■■	possibly advantageous for cognitive development
■■■■■	overt cognitive control over language
■■■■■■	enhanced metalinguistic awareness
■■■■■■■	importance of overall language ability

3

---

---

---


---

---

---







---

---



**2. What does bilingualism *not* do?**

---

-  not detrimental
-  does not cause stuttering or language delay
-  children are not confused by 2 languages
-  children are *not* overburdened by more than one language
-  transferences between languages are common but temporary
-  language mixing is often the speaker's choice

4

---

---

---


---

---

---







---

---



**3. Typical set-ups for raising children bilingually**

---

	<u>LOTE</u>	<u>ENGLISH</u>
	in the home	outside the home
	one parent	other parent
	grandparents	parents & everyone else
	babysitters, creche, etc.	parents & everyone else
	selected situations	all other times and places
	places	

5

---

---

---


---

---

---

---

---






**4. More than 2 languages?**

---

Principally possible

Points to consider:

-  - how can each language be a natural part of your child's life?
-  - how much time can be allocated to each language?
-  - strategies for strengthening one language or the other

Keep your expectations realistic

6

---

---

---



---

---

---

---

---

	<b>5. Realistic assessment of the situation</b>
	<p>The LOTE is starting behind</p> <p><b>BUT:</b> that can be compensated for</p> <p>It all depends on <i>how</i> the parent uses the language.</p> <p>7</p>

---

---

---



---

---

---

---

---

	<b>6. How to create an environment in which your child learns the LOTE successfully?</b>
	<p><b>What you need:</b></p> <p><b>Helpful Attitudes</b></p> <p><b>Helpful Actions</b></p> <p>8</p>

---

---

---



---

---

---

---

---

	<b>Attitude points</b>
	<p>feel responsible</p> <p>be patient</p> <p><b>have fun</b></p> <p>appreciate</p> <p>9</p>

---

---

---



---

---

---

---

---

	<p><b>Action points</b></p> <hr/> <p><b>Be consistent</b></p> <p><b>Provide rich language input</b></p> <p><b>Create a need to speak</b></p>
	<p>10</p>

---

---

---







---

---

---

---

---

	<p><b>7. Everyday strategies which will help your child to learn your home language</b></p> <hr/> <p> Input for successful language learning</p> <p> How to accomplish this</p> <p> Role of books</p> <p> How to deal with language refusal</p>
	<p>11</p>

---

---

---









---

---

---

---

---

	<p><b> Input for successful language learning</b></p> <hr/> <p> Be consistent in your language choice</p> <p> Be comprehensible</p> <p> Model vocabulary, sentence structures, interactive styles</p> <p> Repeat yourself</p> <p> Re-use your child's utterances and build on them</p>
	<p>12</p>

---

---

---


---

---

---

---

---

	<p><b>👄 Input for successful language learning cont.</b></p>
<p>👄👄👄👄👄 👄</p>	<p>Be responsive to your child: OWL</p>
<p>👄👄👄👄 👄👄</p>	<p>Play language games</p>
<p>👄👄👄 👄👄</p>	<p>Offer varied and age appropriate language</p>
<p>13</p>	




---

---

---


---

---

---

---

---

	<p><b>🚲 How to accomplish this</b></p>
<p>👄</p>	<p>Play with your child</p>
<p>👄👄</p>	<p>Follow your child's lead</p>
<p>👄👄👄</p>	<p>Expand topics introduced by your child</p>
<p>👄👄👄👄</p>	<p>Observe other parents and imitate what works</p>
<p>👄👄👄👄👄</p>	<p>Talk to your child about his/her concerns</p>
<p>👄👄👄👄 👄</p>	<p>Talk in your language whatever the situation or challenge</p>
<p>14</p>	

---

---

---



---

---

---

---

---

	<p><b>👄 and 🚲</b></p>
	<div style="border: 3px double black; padding: 10px; text-align: center;"> <p><b>Depending on your child's memory or language learning aptitude s/he might need much more of this than others!</b></p> </div>
<p>15</p>	

---

---

---








---

---

---

---

---

	 <b>Role of books in the development of the LOTE</b>
<p><b>For your toddler:</b></p> <ul style="list-style-type: none"> <li> source of common focus</li> <li> new vocabulary</li> <li> indefinitely repeatable</li> <li> basis for play themes</li> </ul>	
	
<p>16</p>	

---

---

---







---

---

---

---

---

	 <b>Role of books in the development of the LOTE</b>
<p><b>For your preschooler:</b></p> <ul style="list-style-type: none"> <li> new topics</li> <li> new structures</li> <li> decontextualised language</li> </ul>	
	
<p>17</p>	

---

---

---







---

---

---

---

---

	 <b>How to deal with language refusal</b>
<ul style="list-style-type: none"> <li> <b>Why</b> do our children refuse to speak the community language?</li> <li> <b>Motivate</b> your child to speak the LOTE.</li> <li> Take your child's <b>lack of knowledge as guidance</b> for the benefit of the LOTE</li> </ul>	
	
<p>18</p>	

---

---

---







---

---

---

---

---

	 <b>How to deal with language refusal cont.</b>
	Make the <b>Language Contract</b> explicit.
	<b>Insist</b> on the language contract.
	<b>Create a need</b> to speak the community language
	
	19

---

---

---





---

---

---

---

---

	<b>8. School age strategies</b>
	Continue with preschool strategies
	Fill the gaps
	Use homework to enhance the LOTE
	20

---

---

---



---

---

---

---

---

	<b>Don't forget:</b>
	<b>Your own consistency is intrinsically related to your child's motivation and ability to speak your language!</b>
	21

---

---

---

---

---

---

---

---



**9. Support**

- Your local network here
- Many facebook groups
- Many blogs
- Youtube for programs
- Snippets for bilingual families
- Story times at local libraries
- Playgroup Australia
- Ethnic schools and community activities



22

---

---

---

---

---

---

---

---



**Please ask questions  
or offer comments.**



<http://www.bilingualoptions.com.au>  
Email: [susanne@bilingualoptions.com.au](mailto:susanne@bilingualoptions.com.au)  
Phone: 9439 4148 Mobile: 0409 977 037

---

---

---

---

---

---

---

---